

LUNA

APOCALYPSE V3

CAUTION!



**ENERGY DENSE LITHIUM-ION
TREAT WITH RESPECT!**

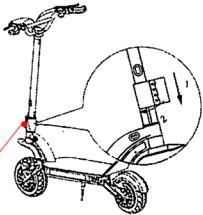
ONLY CHARGE THROUGH THE CHARGE PORT WITH A CHARGER DESIGNED FOR THIS PACK.

TREAT YOUR PLUGS WITH CARE.

DO NOT CHARGE INDOORS WITHOUT DIRECT SUPERVISION.

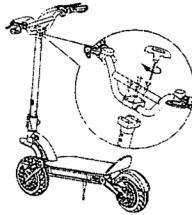
IF YOU SUSPECT YOUR BATTERY IS DAMAGED, DO NOT USE!

ASSEMBLE YOUR SCOOTER

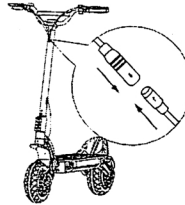


1

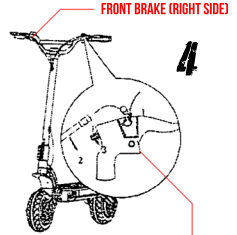
MAKE SURE YOUR FOLDING MECHANISM IS COVERING THE JOINT AND IS SECURELY TIGHTENED!



2



3



4

TEST YOUR BRAKES BEFORE RIDING!

BEFORE YOU START

- ☐ CHECK FOLDING MECHANISM
- ☐ CHECK TIRE PRESSURE (50 PSI)
- ☐ CHECK FOR DAMAGE OR CORROSION
- ☐ WEAR PROPER SAFETY GEAR
- ☐ FULLY CHARGE BATTERY BEFORE RIDING
- ☐ CHECK ALL BOLTS ARE SECURE AND TIGHTENED
- ☐ CHECK AND TEST BRAKES
- ☐ MAKE SURE PLUGS ARE SECURE
- ☐ FAMILIARIZE YOURSELF WITH BASIC RIDING SAFETY

FINALLY...

TO TURN ON:



PRESS THE LIGHTNING BOLT BUTTON TWICE UNTIL YOU HEAR A FAST CHIRP



LONG PRESS THE POWER BUTTON UNTIL YOU SEE THE LCD COME ON

LOCATE CHARGE PORT



UNCOVER CHARGE PORT

TO CHARGE:

TURN CLOCKWISE TO START CHARGING



WHEN FINISHED, SLIDE LEVER BACK AND TURN COUNTERCLOCKWISE TO REMOVE